
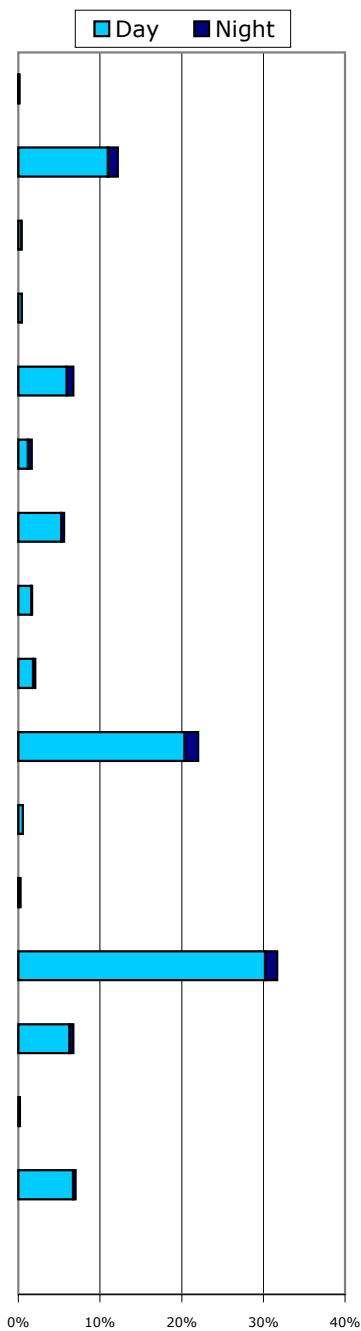

















# Aircraft Fleet Mix Report

Chicago O'Hare International Airport

Period: January 2011



| Jet Aircraft  | Average Operations Per Day (All Hours) | Average Operations Per Night (10 p.m. - 7 a.m.) | Percent of Total (All Hours) | Percent of Total (10 p.m. - 7 a.m.) | Percentage of Total  |  |
|---|--|---|------------------------------|-------------------------------------|--|--|
|  A300   | 4                                      | 4   | 0.2%                         | 2.0%                                |  |  |
|  A320   | 268                                    | 27  | 12.2%                        | 15.1%                               |  |  |
|  A330   | 9                                      | 1   | 0.4%                         | 0.4%                                |  |  |
|  A340   | 10                                     | 1   | 0.5%                         | 0.5%                                |  |  |
|  B737   | 149                                    | 19  | 6.8%                         | 10.4%                               |  |  |
|  B747   | 37                                     | 11  | 1.7%                         | 6.2%                                |  |  |
|  B757   | 124                                    | 8   | 5.6%                         | 4.6%                                |  |  |
|  B767   | 38                                     | 4   | 1.7%                         | 2.1%                                |  |  |
|  B777 | 47                                     | 7   | 2.1%                         | 4.1%                                |  |  |
|  CARJ | 483                                    | 37  | 22.0%                        | 20.8%                               |  |  |
|  DC9Q | 12                                     | 0   | 0.6%                         | 0.1%                                |  |  |
|  DC10 | 7                                      | 5   | 0.3%                         | 2.7%                                |  |  |
|  E145 | 696                                    | 34  | 31.7%                        | 18.9%                               |  |  |
|  E170 | 149                                    | 11  | 6.8%                         | 6.1%                                |  |  |
|  MD11 | 5                                      | 2   | 0.2%                         | 1.3%                                |  |  |
|  MD80 | 155                                    | 8   | 7.1%                         | 4.6%                                |  |  |
| <b>Other Aircraft</b>   | <b>0</b>                               | <b>0</b>  | <b>0.0%</b>                  | <b>0.1%</b>                         |  |  |
| <b>Total</b>  | <b>2,192</b>                           | <b>179</b>                                      | <b>100%</b>                  | <b>8.2%</b>                         |  |  |