
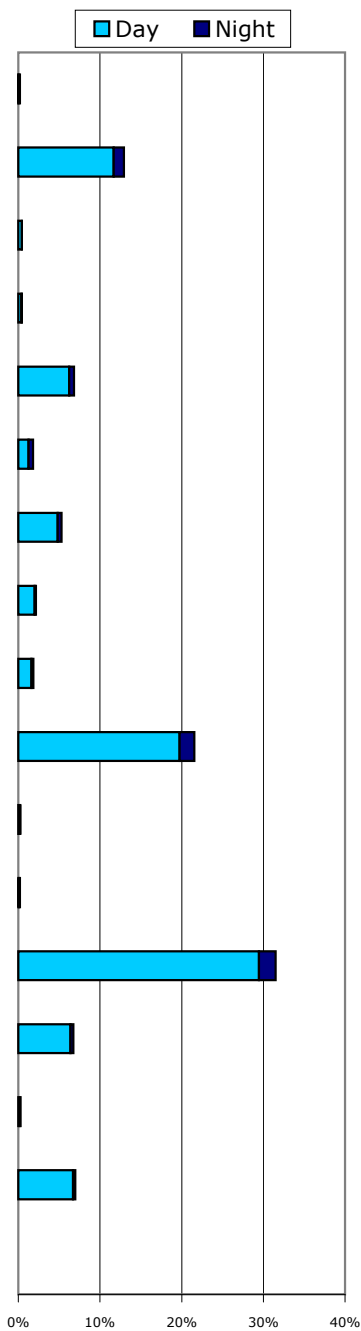

















Aircraft Fleet Mix Report

Chicago O'Hare International Airport

Period: October 2010



Jet Aircraft	Average Operations Per Day (All Hours)	Average Operations Per Night (10 p.m. - 7 a.m.)	Percent of Total (All Hours)	Percent of Total (10 p.m. - 7 a.m.)	Percentage of Total
 A300	5	5	0.2%	2.2%	
 A320	310	31	13.0%	14.7%	
 A330	11	1	0.5%	0.5%	
 A340	11	2	0.5%	0.8%	
 B737	164	16	6.9%	7.4%	
 B747	44	14	1.9%	6.7%	
 B757	127	12	5.3%	5.8%	
 B767	53	5	2.2%	2.2%	
 B777	45	6	1.9%	3.1%	
 CARJ	516	44	21.6%	21.0%	
 DC9Q	6	0	0.3%	0.1%	
 DC10	6	4	0.3%	1.9%	
 E145	753	50	31.5%	23.8%	
 E170	162	10	6.8%	4.6%	
 MD11	7	4	0.3%	1.7%	
 MD80	167	7	7.0%	3.5%	
Other Aircraft	1	0	0.0%	0.1%	
Total	2,387	211	100%	8.8%	