
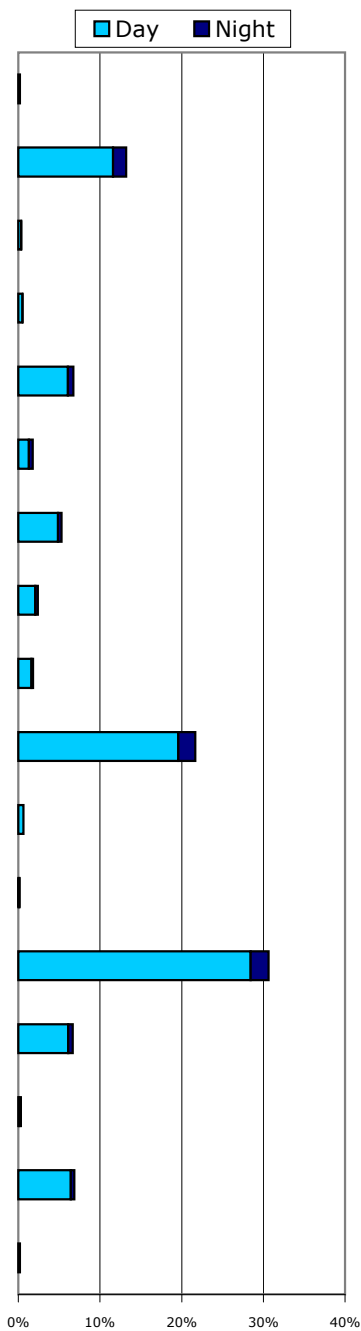

















# Aircraft Fleet Mix Report

Chicago O'Hare International Airport

Period: May 2010



Jet Aircraft	Average Operations Per Day (All Hours)	Average Operations Per Night (10 p.m. - 7 a.m.)	Percent of Total (All Hours)	Percent of Total (10 p.m. - 7 a.m.)	Percentage of Total	
 A300	5	5	0.3%	2.3%		
 A320	289	36	13.3%	16.6%		
 A330	8	1	0.4%	0.4%		
 A340	12	1	0.6%	0.6%		
 B737	148	15	6.8%	6.9%		
 B747	39	11	1.8%	5.3%		
 B757	116	10	5.3%	4.7%		
 B767	53	7	2.4%	3.2%		
 B777	40	5	1.9%	2.5%		
 CARJ	473	46	21.7%	21.3%		
 DC9Q	14	0	0.6%	0.1%		
 DC10	4	3	0.2%	1.2%		
 E145	668	48	30.7%	22.1%		
 E170	146	13	6.7%	6.1%		
 MD11	7	5	0.3%	2.1%		
 MD80	150	10	6.9%	4.4%		
<b>Other Aircraft</b>	5	0	0.2%	0.1%		
<b>Total</b>	<b>2,179</b>	<b>218</b>	<b>100%</b>	<b>10.0%</b>		