



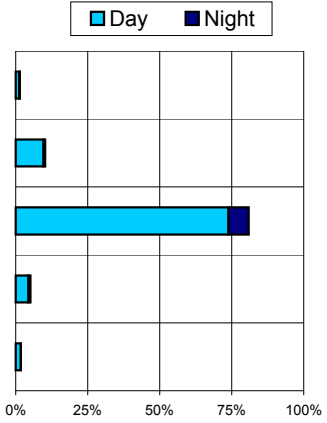


Airline Fleetmix Report

Chicago Midway International Airport
 Period: 2nd Quarter 2010



Airline	Average Operations Per Day (All Hours)	Average Operations Per Night (10 p.m.-7 a.m.)	Percent of Total (All Hours)	Percent of Total (10 p.m.-7 a.m.)	Percentage of Total
    Other Airlines	8 53 417 27 10	2 3 37 4 1	2% 10% 81% 5% 2%	4% 7% 80% 8% 1%	
Total	515	46	100%	9%	