














Aircraft Jet Fleet Mix Summary Report

Chicago Midway Airport

Period: October 2008 to December 2008

Time of Day: Nighttime Operations (10pm to 7am)



Jet Aircraft	FAR 36 Stage	Operations Average Per Day	Percentage of Total
 B717	3	1.0	2.3%
 B737	3	35.8	85.7%
 B757	3	0.0	0.0%
 CRJ1	3	0.0	0.1%
 CRJ2	3	0.0	0.0%
 CRJ7	3	0.0	0.0%
 DC9Q	3	0.1	0.2%
 E135	3	0.0	0.1%
 E145	3	0.0	0.0%
 E170	3	1.9	4.6%
 A320	3	2.9	6.9%
 J328	3	0.0	0.0%
 MD80	3	0.0	0.1%
Stage 2		0	0.0%
Stage 3		42	100.0%
			Total 42