














Aircraft Jet Fleet Mix Summary Report

Chicago Midway Airport

Period: October 2008 to December 2008

Time of Day: Operations for All Hours of the Day



Jet Aircraft	FAR 36 Stage	Operations Average Per Day	Percentage of Total
 B717	3	12.1	2.6%
 B737	3	397.9	86.0%
 B757	3	0.1	0.0%
 CRJ1	3	0.0	0.0%
 CRJ2	3	0.2	0.0%
 CRJ7	3	0.2	0.0%
 DC9Q	3	1.9	0.4%
 E135	3	0.5	0.1%
 E145	3	0.1	0.0%
 E170	3	34.2	7.3%
 A320	3	16.0	3.4%
 J328	3	0.0	0.0%
 MD80	3	0.1	0.0%
Stage 2		0	0.0%
Stage 3		463	100.0%
			Total 467