














Aircraft Jet Fleet Mix Summary Report

Chicago Midway Airport

Period: July 2008 to September 2008

Time of Day: Operations for All Hours of the Day



Jet Aircraft	FAR 36 Stage	Operations Average Per Day	Percentage of Total
 B717	3	17.7	3.3%
 B72Q	3	0.1	0.0%
 B737	3	454.6	85.6%
 B757	3	0.2	0.0%
 CRJ1	3	0.0	0.0%
 CRJ2	3	0.4	0.1%
 CRJ7	3	2.7	0.5%
 DC9Q	3	0.9	0.2%
 E135	3	0.5	0.1%
 E145	3	0.2	0.0%
 E170	3	37.6	7.1%
 A320	3	15.6	2.9%
 MD80	3	0.5	0.1%
Other Aircraft	3	0.0	0.0%
Stage 2		0	0.0%
Stage 3		531	100.0%
			Total 531