
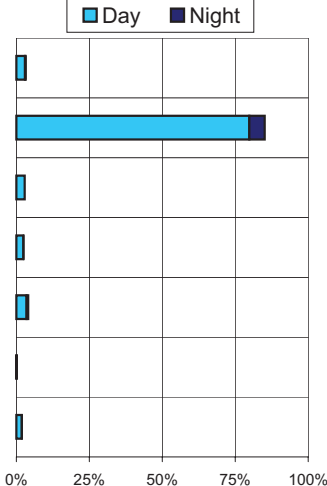







**Aircraft Fleetmix Report**

Chicago Midway International Airport  
 Period: 4th Quarter 2010



<b>Jet Aircraft</b>	<b>Average Operations Per Day (All Hours)</b>	<b>Average Operations Per Night (10 p.m.-7 a.m.)</b>	<i>Percent of Total (All Hours)</i>	<i>Percent of Total (10 p.m.-7 a.m.)</i>	<b>Percentage of Total</b>
 B717	<b>15</b>	<b>1</b>	<b>3%</b>	<b>5%</b>	
 B737	<b>400</b>	<b>25</b>	<b>85%</b>	<b>82%</b>	
 CRJ	<b>13</b>	<b>0</b>	<b>3%</b>	<b>0%</b>	
 E170	<b>12</b>	<b>1</b>	<b>3%</b>	<b>2%</b>	
 A320	<b>19</b>	<b>3</b>	<b>4%</b>	<b>10%</b>	
 MD80	<b>0</b>	<b>0</b>	<b>0%</b>	<b>0%</b>	
<b>Other Aircraft</b>	<b>9</b>	<b>1</b>	<b>2%</b>	<b>2%</b>	
<b>Total</b>	<b>469</b>	<b>31</b>	<b>100%</b>	<b>7%</b>	