
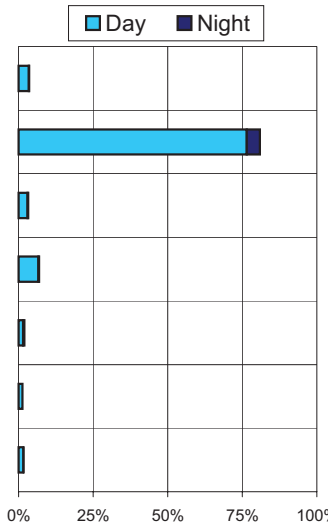







# Aircraft Fleetmix Report

Chicago Midway International Airport

Period: 1st Quarter 2010



Jet Aircraft		Average Operations Per Day (All Hours)	Average Operations Per Night (10 p.m.-7 a.m.)	Percent of Total (All Hours)	Percent of Total (10 p.m.-7 a.m.)	Percentage of Total
	B717	17	1	4%	4%	
	B737	372	20	81%	76%	
	CRJ	15	1	3%	4%	
	E170	32	1	7%	5%	
	A320	9	2	2%	8%	
	MD80	6	0	1%	0%	
<b>Other Aircraft</b>		<b>8</b>	<b>1</b>	<b>2%</b>	<b>2%</b>	
<b>Total</b>		<b>459</b>	<b>27</b>	<b>100%</b>	<b>6%</b>	