
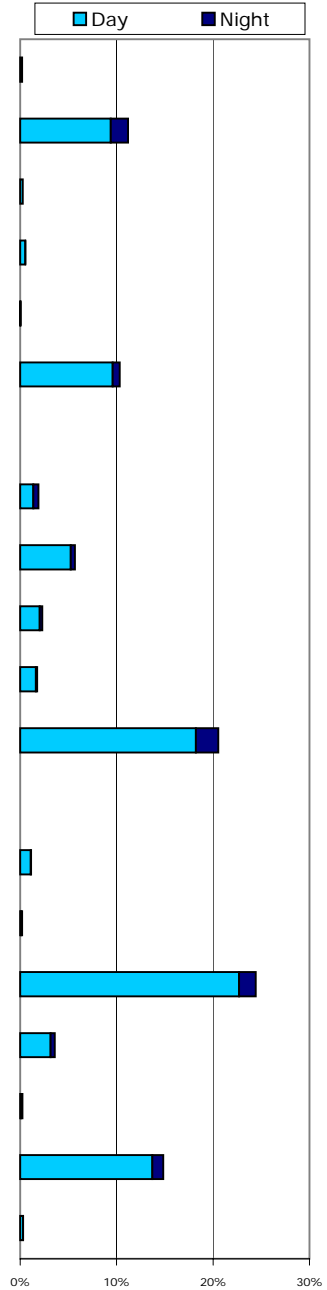





















Jet Aircraft	Average Operations Per Day (All Hours)	Average Operations Per Night (10 p.m. - 7 a.m.)	Percent of Total All Hours	Percent of Total 10 p.m. - 7 a.m.	Percentage of Total
 A300	5	5	0.2%	2.0%	
 A320	265	43	11.2%	17.2%	
 A330	6	0	0.3%	0.0%	
 A340	14	1	0.6%	0.5%	
 B720	2	1	0.1%	0.5%	
 B737	245	18	10.4%	7.4%	
 B730	0	0	0.0%	0.0%	
 B747	45	13	1.9%	5.3%	
 B757	135	11	5.7%	4.4%	
 B767	55	7	2.3%	2.8%	
 B777	43	4	1.8%	1.8%	
CARJ	487	56	20.6%	22.4%	
 DC80	1	1	0.0%	0.4%	
 DC90	27	1	1.2%	0.5%	
 DC10	6	4	0.2%	1.4%	
 E145	578	41	24.5%	16.5%	
 E170	86	11	3.6%	4.4%	
 MD11	6	3	0.3%	1.3%	
 MD80	352	27	14.9%	10.9%	
Other Aircraft	8	1	0.3%	0.2%	
Total	2,365	250	100.0%	100.0%	