
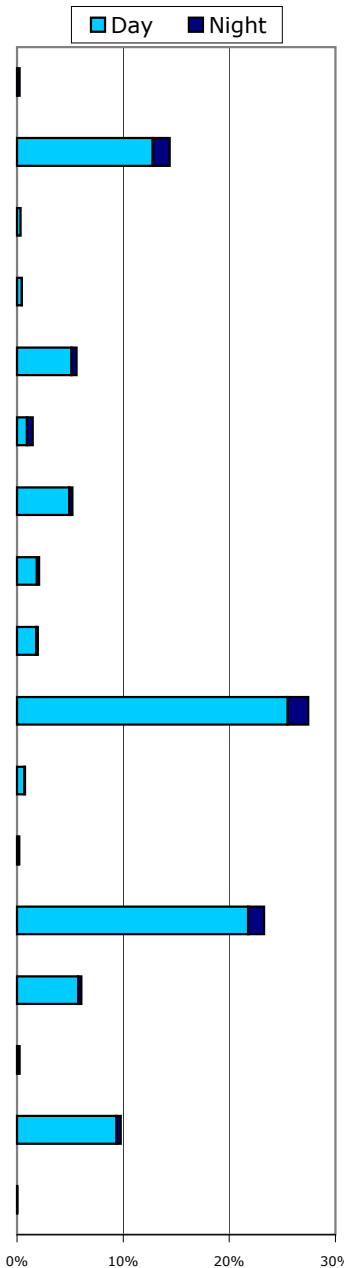

















# Aircraft Fleet Mix Report

Chicago O'Hare International Airport

Period: January 2010



Jet Aircraft	Average Operations Per Day (All Hours)	Average Operations Per Night (10 p.m. - 7 a.m.)	Percent of Total (All Hours)	Percent of Total (10 p.m. - 7 a.m.)	Percentage of Total
 A300	5	5	0.3%	3.2%	
 A320	289	32	14.4%	19.3%	
 A330	7	1	0.3%	0.3%	
 A340	10	1	0.5%	0.4%	
 B737	113	10	5.6%	6.2%	
 B747	30	11	1.5%	6.7%	
 B757	105	6	5.2%	3.7%	
 B767	42	5	2.1%	3.0%	
 B777	40	4	2.0%	2.1%	
 CARJ	550	39	27.5%	23.2%	
 DC9Q	16	2	0.8%	1.0%	
 DC10	5	3	0.2%	1.6%	
 E145	467	31	23.3%	18.2%	
 E170	122	6	6.1%	3.8%	
 MD11	5	3	0.3%	1.8%	
 MD80	196	9	9.8%	5.3%	
<b>Other Aircraft</b>	<b>1</b>	<b>0</b>	<b>0.0%</b>	<b>0.1%</b>	
<b>Total</b>	<b>2,002</b>	<b>168</b>	<b>100%</b>	<b>8.4%</b>	