
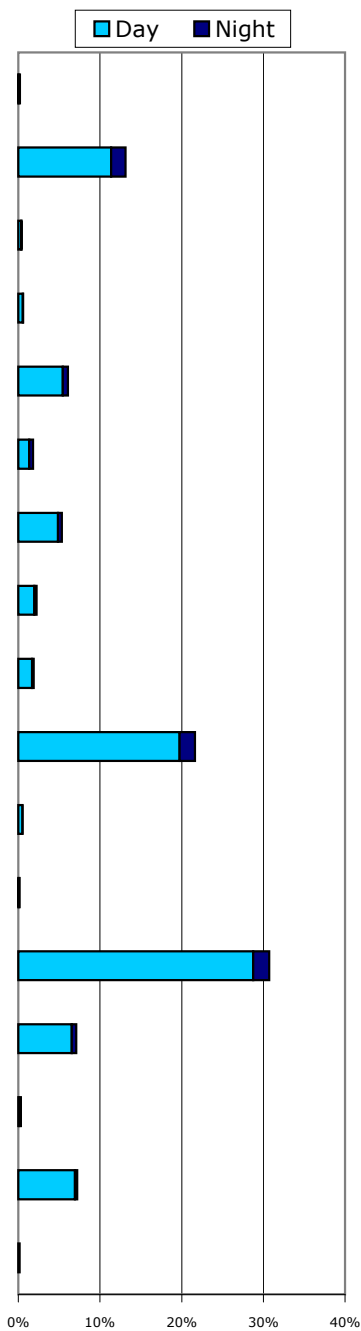

















# Aircraft Fleet Mix Report

Chicago O'Hare International Airport

Period: August 2010



Jet Aircraft	Average Operations Per Day (All Hours)	Average Operations Per Night (10 p.m. - 7 a.m.)	Percent of Total (All Hours)	Percent of Total (10 p.m. - 7 a.m.)	Percentage of Total
 A300	6	5	0.2%	2.1%	
 A320	327	45	13.2%	18.7%	
 A330	10	1	0.4%	0.6%	
 A340	15	2	0.6%	0.7%	
 B737	151	16	6.1%	6.5%	
 B747	46	13	1.8%	5.4%	
 B757	133	13	5.4%	5.5%	
 B767	56	7	2.3%	3.0%	
 B777	48	6	1.9%	2.5%	
 CARJ	537	48	21.7%	20.1%	
 DC9Q	14	1	0.6%	0.4%	
 DC10	5	4	0.2%	1.6%	
 E145	762	50	30.7%	20.8%	
 E170	177	15	7.1%	6.4%	
 MD11	8	5	0.3%	2.2%	
 MD80	180	8	7.3%	3.3%	
<b>Other Aircraft</b>	4	1	0.2%	0.2%	
<b>Total</b>	<b>2,480</b>	<b>239</b>	<b>100%</b>	<b>9.6%</b>	