
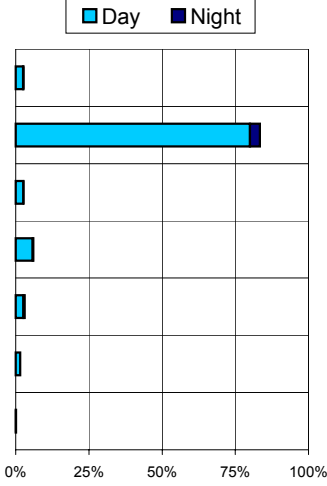







# Aircraft Fleet Mix Report

Chicago Midway International Airport

Period: 4th Quarter 2009



| Jet Aircraft   | Average Operations Per Day (All Hours) | Average Operations Per Night (10 p.m.-7 a.m.) | Percent of Total (All Hours) | Percent of Total (10 p.m.-7 a.m.) | Percentage of Total   |
|--|--|---|------------------------------|-----------------------------------|---|
|  B717  | 13                                     | 1   | 3%                           | 5%                                |  |
|  B737  | 398                                    | 17  | 83%                          | 71%                               |   |
|  CRJ  | 13                                     | 1   | 3%                           | 3%                                |   |
|  E170 | 29                                     | 1   | 6%                           | 5%                                |   |
|  A320 | 15                                     | 3   | 3%                           | 11%                               |   |
|  MD80 | 7                                      | 0   | 1%                           | 0%                                |   |
| <b>Other Aircraft</b>  | <b>1</b>                               | <b>1</b>                                      | <b>0%</b>                    | <b>4%</b>                         |   |
| <b>Total</b>   | <b>477</b>                             | <b>24</b>                                     | <b>100%</b>                  | <b>5%</b>                         |   |