



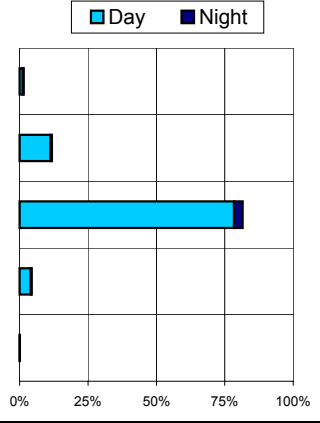


Airline Fleet Mix Report

Chicago Midway International Airport
 Period: 4th Quarter 2009



Airline	Average Operations Per Day (All Hours)	Average Operations Per Night (10 p.m.-7 a.m.)	Percent of Total (All Hours)	Percent of Total (10 p.m.-7 a.m.)	Percentage of Total
    Other Airlines	8 57 390 22 1	2 3 16 2 1	2% 12% 82% 5% 0%	8% 12% 67% 10% 4%	
Total	477	24	100%	5%	