







**Airline Fleet Mix Report**  
 Chicago Midway International Airport  
 Period: 2nd Quarter 2009



Airline	Average Operations Per Day (All Hours)	Average Operations Per Night (10 p.m.-7 a.m.)	Percent of Total (All Hours)	Percent of Total (10 p.m.-7 a.m.)	Percentage of Total
 FFT  NWA  SWA  TCF  TRS Other Airlines	9	2	2%	5%	
	14	2	3%	5%	
	409	29	81%	77%	
	38	1	8%	4%	
	30	3	6%	8%	
	4	0	1%	1%	
<b>Total</b>	<b>504</b>	<b>37</b>	<b>100%</b>	<b>7%</b>	