



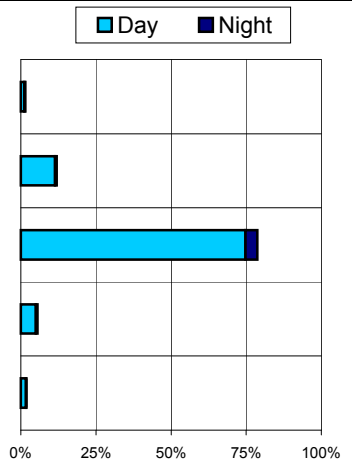


**Airline Fleetmix Report**  
 Chicago Midway International Airport  
 Period: 1st Quarter 2010



Airline	Average Operations Per Day (All Hours)	Average Operations Per Night (10 p.m.-7 a.m.)	Percent of Total (All Hours)	Percent of Total (10 p.m.-7 a.m.)	Percentage of Total
    Other Airlines	7	2	2%	7%	
FFT	7	2	2%	7%	
DAL	55	3	12%	11%	
SWA	362	18	79%	68%	
TRS	26	3	6%	11%	
Other Airlines	9	1	2%	3%	
<b>Total</b>	<b>459</b>	<b>27</b>	<b>100%</b>	<b>6%</b>	